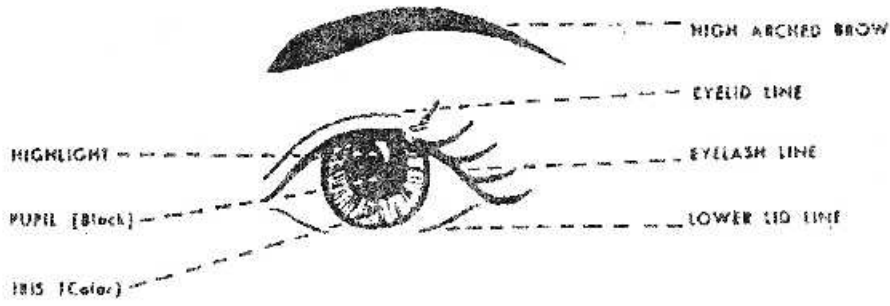



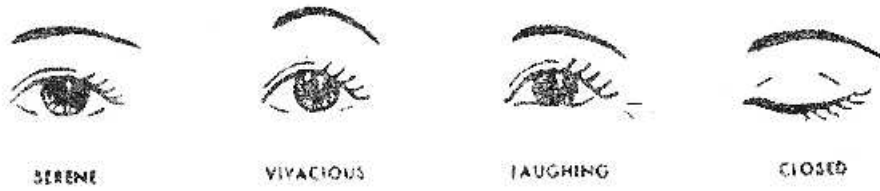
Eye and Lip Chart



Outline all lines in BROWN PAINT except where HAIR IS BLACK - USE BLACK PAINT

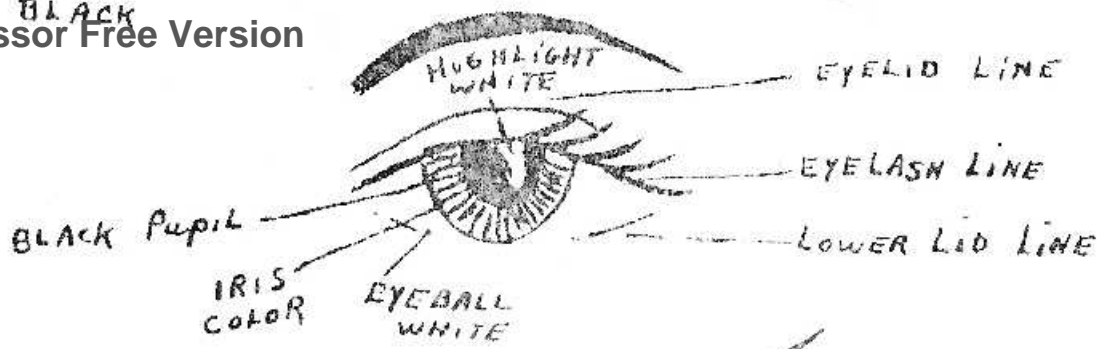


EYE VARIATIONS



LIP VARIATIONS





②



BABY



CHILD



WOMAN



ORIENTAL



MAN

③



SERENE



VIVACIOUS




LAUGHING



CLOSED




NORMAL



COY



BORED



FRIGHTENED

④

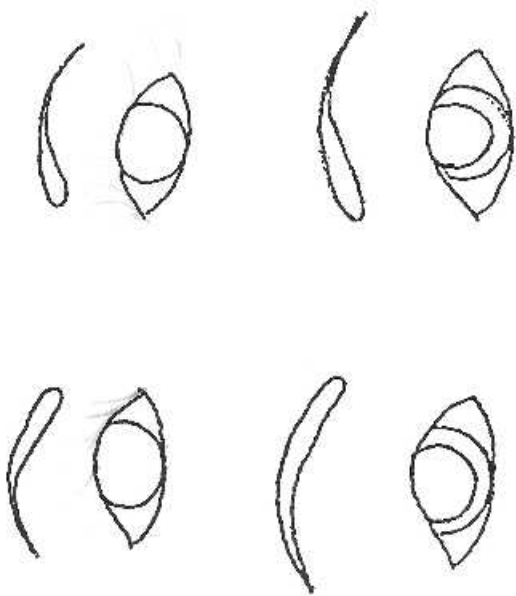


Drake Ceramics

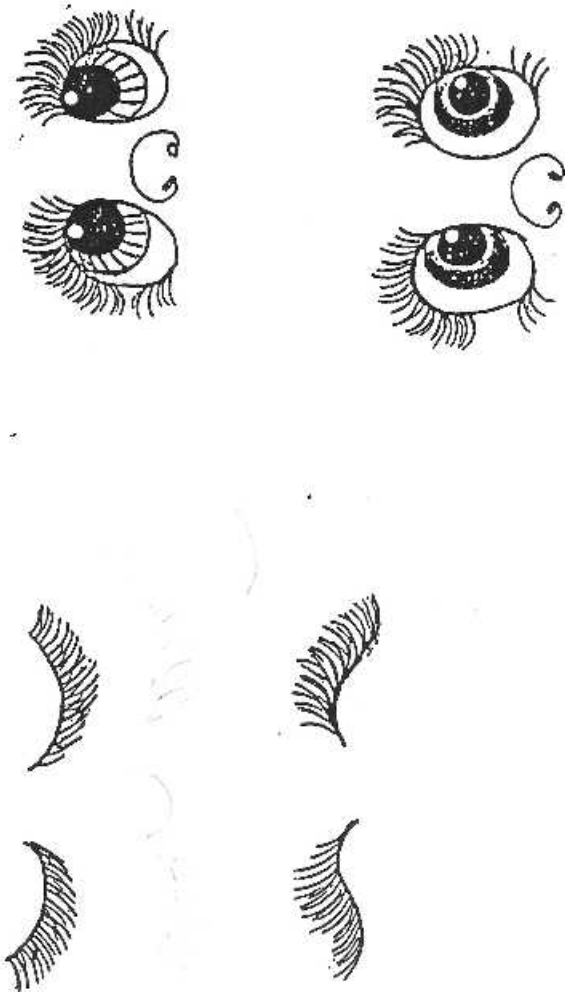
16822 N. 32nd STREET
PHOENIX, ARIZONA 85032

DONA'S HUES SEMINARS

BY: DEE WHITEHEAD, SEMINAR INSTRUCTOR.



PRACTICE EYES



Painting eyes;

First paint 129 Snow White into each eye.
Paint the 2nd application.

Referring to view 1, paint the iris with
color of your choice.

Referring to view 2, paint the pupil of
the eye with 132 Coal Black. Paint the lashes
next, using 132 Black or 140 Shadow.



VIEW 1



VIEW 2




CALM



WORRIED



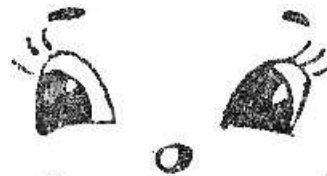
HAPPY



SAD



MISCHIEVOUS



Drake Ceramics

18522 N. 32nd STREET
PHOENIX, ARIZONA 85032